



TOTEM 

Discover yours

Deepest Sounding Architectural

KIN IC Series

KIN IC6

Totem's IC6 in-ceiling speaker is equipped with a **NEW 6" custom designed polypropylene woofer** and a **New 1" soft dome tweeter** derived from our flagship Kin models. We have re-engineered this model to achieve a more flexible placement and a simpler installation. **Micro perf stainless-steel grills with NEW weather resistant COATING ON GRILL.** Updated hardware for greater strength and durability. Suitable for any application, inside or out.



Discover your Kin Architectural and expand your musical experiences.

Customized polypropylene woofers

New improved polypropylene woofer designed to our exacting standards to be strong and stiff but remain light and fast, delivering powerful yet controlled bass.

Pivoting tweeter faceplate

Aims the directional high frequencies towards the listening area.





New 1" Soft Dome Tweeter

Features a neodymium magnet in a chambered enclosure, has high excursion ability. Greater articulation and smoothness.

Accessories

PCK6 Kit

The PCK6 color coded pre-construction kit is equipped with joist brackets that allows speakers to be installed in a perfect line simply and flawlessly, and multiple points to connect the wings guarantees that contact with drywall is always within access.



Square Grille Kit

The SGK6 Square Grille Kit complete the lineup and permits cosmetic finishing touches to match fixtures, HVAC accessories, and suit personal design tastes.

Specifications

Design:	6" In-Ceiling
Frequency Response:	50 Hz – 30 kHz
Recommended Power:	20-90 W
Woofer:	6.5" Polypropylene woofer
Tweeter:	1q" Soft dome tweeter
Impedance:	8 ohm
Sensitivity (dB @1W-1M):	90dB
Dimensions (w x h x d):	234 x 101.6 mm / 9.21 x 4"
Cutout:	211 mm / 8.38"
Grille Type:	Weatherproof, magnetic, paintable, virtually bezel-less white metal
Accessories / Options:	Pre-construction brackets , square grilles
Speaker Terminals:	Spring loaded Gold Plated
Weight:	1.77 kg / 3.9 lb
Speaker Wire:	Accepts up to 12 gauge
Dispersion pattern:	75 degrees

KIN IC8

Totem's IC8 in-ceiling speaker is equipped with a **NEW 8" custom designed polypropylene woofer** and a **New 1" soft dome tweeter** derived from our flagship Kin models. We have re-engineered this model to achieve a more flexible placement and a simpler installation. Micro perf stainless-steel grills with **NEW weather resistant COATING ON GRILL**. Updated hardware for greater strength and durability. Suitable for any application, inside or out.



Discover your Kin Architectural and expand your musical experiences.

Customized polypropylene woofers

New improved polypropylene woofer designed to our standards to be strong and stiff but remain light and fast, delivering powerful yet controlled bass.

Pivoting tweeter faceplate

Aims the directional high frequencies towards the listening area.





New 1" Soft Dome Tweeter

Features a neodymium magnet in a chambered enclosure, has high excursion ability. Greater articulation and smoothness.

Accessories

PCK8 Kit

The PCK8 color coded pre-construction kit is equipped with joist brackets that allows speakers to be installed in a perfect line simply and flawlessly, and multiple points to connect the wings guarantees that contact with drywall is always within access.



Square Grill Kit

The SGK8 Square Grille Kit complete the lineup and permits cosmetic finishing touches to match fixtures, HVAC accessories, and suit personal design tastes.

Specifications

Design:	8" In-Ceiling
Frequency Response:	42 Hz - 30 kHz
Recommended Power:	20-120 W
Woofer:	8" Polypropylene Woofer
Tweeter:	1" Soft Dome Tweeter
Impedance:	8 ohm
Sensitivity (dB @1W-1M):	91dB
Dimensions (w x h x d):	271 x 116.84mm / 10.26 x 4.6"
Cutout:	247mm / 9.72"
Grille Type:	Weatherproof, magnetic, paintable, virtually bezel-less white metal
Accessories / Options:	Pre-construction brackets , square grilles
Speaker Terminals:	Spring loaded Gold Plated
Weight:	2.04 kg. / 4.5 lbs
Speaker Wire:	Accepts up to 12 gauge
Dispersion pattern:	75 degrees

KIN IC62

This is Totem's premium in-ceiling speaker in the Kin Architectural series. Totem exclusive MHEX woofers cone in cast baskets and a 1" ceramic dome tweeter in a pivoting faceplate combine for very dynamic ability and a truly full range frequency response. Totem's signature phase linearity and enormous dispersion allow for easy placement and room filling sound. All Kin Architectural models have stainless steel, magnetic weather resistant grills. Resistant and versatile, built to last!

MHEX Woofer Cone

Composed of multiple layers of phenolic honeycomb and woven synthetics, MHEX woofers are extremely strong and light. They can handle a lot of power, be extremely subtle and produce powerful yet controlled bass.

1" ceramic coated aluminum dome tweeter

An aluminum dome receives a ceramic coating that improves the stiffness and damping characteristics for the most natural, distortion-free sound.



Cast Aluminum Frames

Tremendously strong, resistant to distortion causing resonances and the manufacturing process permit larger, stronger driver components to be used.



Unified Framework Shield

is a ribbed, connected cover that protects the speaker from material within walls and ceilings during the installation process and reinforces the rigidity of the framework to eliminate resonance.

(LVI) Low Volume Intelligibility Switch

Fine tunes the output at low listening levels to improve the clarity of vocals and maintain bass response normally lost at low volume.

Pivoting tweeter faceplate

Aims the directional high frequencies towards the listening area.



Specifications

Design:	6" In-Ceiling
Frequency Response:	46 Hz - 30 kHz
Recommended Power:	20-110 W
Woofer:	6.5" MHEX Phenolic Honeycomb Woven Hybrid
Tweeter:	1" ceramic coated aluminum dome tweeter
Impedance:	8 ohm
Sensitivity (dB @1W-1M):	90dB
Dimensions (w x h x d):	245.1 x 119.7mm / 9.65 x 4.7" With Back Can: 157mm / 6.19"
Cutout:	213mm / 8.38"
Grille Type:	Magnetic, paintable, virtually bezel-less white metal
Accessories / Options:	Pre-construction brackets, square grilles, back can
Speaker Terminals:	Spring loaded Gold Plated
Weight:	4.8lb / 2.18kg
Speaker Wire:	Accepts up to 12 gauge
Dispersion pattern:	75 degrees

Accessories

PCK6 kit

The PCK6 color coded preconstruction kit is equipped with joist brackets that allows speakers to be installed in a perfect line simply and flawlessly, and multiple points to connect the wings guarantees that contact with drywall is always within access.



ABC6 Back Can

The ABC6 Acoustic Back Can reduces sound from penetrating adjacent rooms by 24dB. It also protects the components from materials, dirt, and dust that can cause damage and degrade performance. Acoustic Back Cans greatly improves the weather resistance of all kin Architectural speakers.




Square Grille Kit

The SGK6 Square Grille Kit complete the lineup and permits cosmetic finishing touches to match fixtures, HVAC accessories, and suit personal design tastes.



Innovative Joist Bracket

Sturdy, flexible and measurable wing attachments



KIN IC82

The Totem Acoustic IC82 is the flagship of the Architectural series. It's equipped with an 8" Kin-exclusive MHEX Phenolic Honeycomb Woven Hybrid woofer cone in a cast basket, a 1" Ceramic coated aluminum dome tweeter, and most importantly, Totem's signature phase linearity and enormous dispersion. It's the best option for larger rooms and powerful systems, and epitomizes the series' ability to convert a silent room into a prime listening area, indoor or out.

MHEX Woofer Cone

Composed of multiple layers of phenolic honeycomb and woven synthetics, MHEX woofers are extremely strong and light. They can handle a lot power, be extremely subtle and produce powerful yet controlled bass.

1" ceramic coated aluminum dome tweeter

An aluminum dome receives a ceramic coating that improves the stiffness and damping characteristics for the most natural, distortion-free sound.



Cast Aluminum Frames

Tremendously strong, resistant to distortion causing resonances and the manufacturing process permit larger, stronger driver components to be used.



Unified Framework Shield

is a ribbed, connected cover that protects the speaker from material within walls and ceilings during the installation process and reinforces the rigidity of the framework to eliminate resonance.



(LVI) Low Volume Intelligibility Switch

Fine tunes the output at low listening levels to improve the clarity of vocals and maintain bass response normally lost at low volume.

Pivoting tweeter faceplate

Aims the directional high frequencies towards the listening area.




Specifications

Design:	8" In-Ceiling
Frequency Response:	38 Hz - 30 kHz
Recommended Power:	20-150 W
Woofer:	8" MHEX Phenolic Honeycomb Woven Hybrid
Tweeter:	1" ceramic coated aluminum dome tweeter
Impedance:	8 ohm
Sensitivity (dB @1W-1M):	91dB
Dimensions (w x h x d):	282 x 129mm / 11.1 x 5.08" With Back Can: 167mm / 6.56"
Cutout:	248 mm / 9.77 in
Grille Type:	Magnetic, paintable, virtually bezel-less white metal
Accessories / Options:	Pre-construction brackets, square grilles, back can
Speaker Terminals:	Spring loaded Gold Plated
Weight:	5.65lb / 2.56kg
Speaker Wire:	Accepts up to 12 gauge
Dispersion pattern:	75 degrees

Accessories

PCK8 kit

The PCK8 color coded preconstruction kit is equipped with joist brackets that allows speakers to be installed in a perfect line simply and flawlessly, and multiple points to connect the wings guarantees that contact with drywall is always within access.



ABC8 Back Can

The ABC8 Acoustic Back Can reduces sound from penetrating adjacent rooms by 24dB. It also protects the components from materials, dirt, and dust that can cause damage and degrade performance. Acoustic Back Cans greatly improves the weather resistance of all kin Architectural speakers.


Square Grill Kit

The SGK8 Square Grille Kit complete the lineup and permits cosmetic finishing touches to match fixtures, HVAC accessories, and suit personal design tastes.



Innovative Joist Bracket

Sturdy, flexible and measurable wing attachments



KIN IC62 SST

We are thrilled to introduce our newest addition to the world of audio excellence - the revolutionary KIN IC62 SST In-Ceiling Speaker that transforms any space into a captivating auditory experience. Designed with innovation in mind, this speaker is engineered to seamlessly switch between expanded surround sound imaging or single stereo mode. Taking advantage of the rotating dual tweeter design, the KIN IC62 SST offers 30% greater off axis dispersion in surround mode allowing a single loudspeaker to cover a greater surface area while retaining maximum detail and resolution.

Enhanced with dual ceramic high performance rotating tweeters the KIN IC62 SST can also be mounted in sub optimal positions while focusing high frequency detail to the listening position. Switching to Single stereo mode allows a Single KIN IC62 SST to deliver exceptional stereo reproduction, perfect for tight spaces and secondary rooms where installing multiple loudspeakers is not possible. With differentiated crossovers for each tweeter, there is no cancellation from their close physical proximity, an industry first.



Dual Mode:

Experience the best of both worlds with our versatile KIN IC62 SST. Switch effortlessly between surround sound for an immersive cinematic experience and single stereo mode in smaller confined spaces where multiple loudspeakers are not possible.



Seamless Integration:

Designed to blend harmoniously with our range of KIN ARCHITECTURAL LOUDSPEAKERS, our in-ceiling speaker boasts a sleek, low-profile design that complements any aesthetic. It's the perfect solution for those who value both aesthetics and performance.




Crystal Clear Audio:

Immerse yourself in sound that is rich, vibrant, and true to life. The Dual tweeter design offers a 30% increase in off axis imaging ensuring that you catch every nuance, whether it's a soft whisper or a booming crescendo.

Accessories

PCK6 kit

The PCK6 color coded preconstruction kit is equipped with joist brackets that allows speakers to be installed in a perfect line simply and flawlessly, and multiple points to connect the wings guarantees that contact with drywall is always within access.



ABC6ST Back Can

The ABC6 Acoustic Back Can reduces sound from penetrating adjacent rooms by 24dB. It also protects the components from materials, dirt, and dust that can cause damage and degrade performance. Acoustic Back Cans greatly improves the weather resistance of all kin Architectural speakers.



Square Grille Kit

The SGK6 Square Grille Kit complete the lineup and permits cosmetic finishing touches to match fixtures, HVAC accessories, and suit personal design tastes.



Specifications

Design:	6" In-Ceiling Dual Mode Swith ST/SUR
Frequency Response:	49 Hz - 30 kHz
Recommended Power:	20-100 W
Woofers:	6" MHEX Phenolic Honeycomb Woven Hybrid
Tweeter:	1" ceramic coated aluminum dome tweeter
Impedance:	8 ohm
Sensitivity (dB @1W-1M):	90dB
Dimensions (w x h x d):	245.1 x 119.7mm / 9.65 x 4.7"
	With Back Can: 157mm / 6.19"
Cutout:	213mm / 8.38 in
Grille Type:	Magnetic, paintable, virtually bezel-less white metal
Accessories / Options:	Pre-construction brackets, square grilles, back can
Speaker Terminals:	Spring loaded Gold Plated
Weight:	5lb / 2.27kg
Speaker Wire:	Accepts up to 12 gauge
Dispersion pattern:	75 degrees